



Voiland College of Engineering & Architecture

VCEA Student Space Design Guidelines



VCEA aims to provide student spaces that promote inclusivity, collaboration, and community, thus creating an accessible, safe, and diverse environment for all.

Accessibility

“[T]he quality of being easy to obtain or use”¹

Objective | Provide a safe and accessible academic environment for all students.

Collaboration

“[T]o work jointly with others or together especially in an intellectual endeavor”²

Objective | Promote effective collaboration by providing appropriate spaces and resources for students to work with their peers.

Community

“A unified body of individuals, such as people with common interests [within] a particular area”³

Objective | Build a sense of belonging by providing opportunities for students to be among their peers and create a space for social interaction.

Inclusivity

“[T]he quality of trying to include many different types of people and treat them all fairly and equally”⁴

Objective | Foster a welcoming environment to students of all backgrounds regardless of sex, gender, race, ethnicity, and ability.⁵

1. “Accessibility.” Oxford Dictionaries. Oxford University Press, n.d. Web. 27 March. 2019. <<https://en.oxforddictionaries.com/definition/accessibility>>.

2. “Collaboration.” Merriam-Webster.com. Merriam-Webster, n.d. Web. 27 March. 2019. <<https://www.merriam-webster.com/dictionary/collaboration>>.

3. “Community.” Merriam-Webster.com. Merriam-Webster, n.d. Web. 27 March. 2019. <<https://www.merriam-webster.com/dictionary/community>>.

4. “Inclusivity.” Cambridge Dictionary. Cambridge University Press, n.d. Web. 27 March. 2019. <<https://dictionary.cambridge.org/us/dictionary/english/inclusivity>>.

5. Objective reviewed by the Vice Chancellor for Equity and Inclusive Excellence - WSU Pullman Lisa Guerrero - January 25, 2024


Student Space Classification:



Study spaces promote independent focus environments that allow students to productively execute academic work. This type of student space is typically quiet.



Student collaboration spaces support interaction and academic engagement among students. This type of student space encourages students to communicate and collaborate with one another.



Student club spaces stimulate a highly energetic and interactive environment for students to exchange and share ideas within a large collective group of students.




Maker spaces vary by club needs such as infrastructure, robust furnishings, as well as areas to accommodate tooling and equipment to perform tasks that support club activities.

Student Spaces Strive To:

- Foster experiential learning and generate creative thinking among students.
- Provide a safe and welcoming environment that promotes students of all backgrounds.
- Integrate accessibility features to make spaces more flexible based on student needs.
- Promote an environment that is conscious of all students regardless of sex, gender, race, ethnicity, ability, or any background.
- Activate collaboration and strategic thinking between students.

Student Spaces May Be Utilized As:

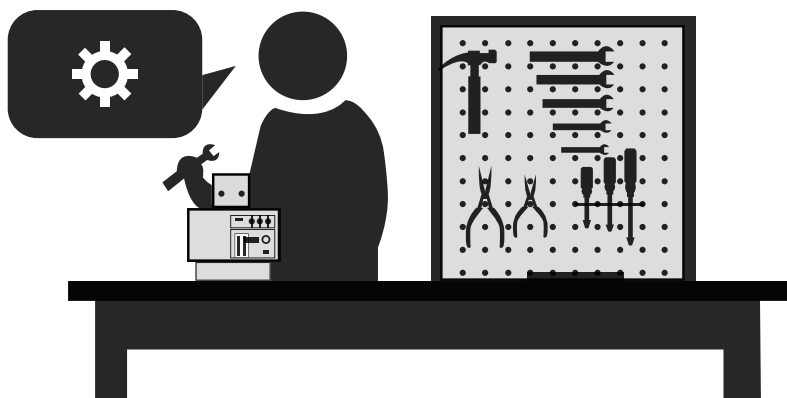



Strategic Thinking Spaces¹

- Adaptable seating and furniture.
- Flexible space that allows for frequent mobility.
- Accessible seating for all students within the space.
- No barriers between people with the exception of surfaces that may be used utilized as a tool.
- Sufficient visual and acoustic shielding.

Collaboration Spaces¹

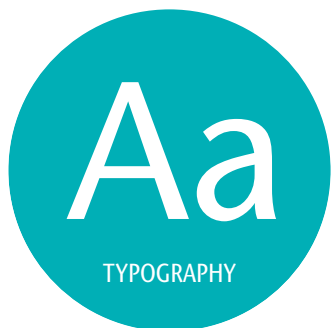
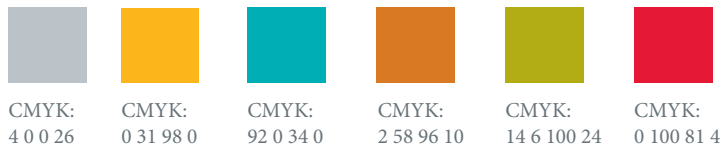
- Impromptu spaces that promote socialization and collaboration.
- Flexibility and variation of seating.
- Promotes community interaction that allows students to communicate and share ideas.
- Provide adaptable maker spaces that supply appropriate equipment while promoting student engagement.





Color Schemes can be critical when selecting paint color, furniture, and any other items that may be used to enhance an interior space. Suggestions: To achieve a gender-neutral design, incorporate accent colors to balance feminine and masculine connotations.¹

Examples of gender-neutral colors:



Typography can define the branding image that the student space may represent. It is important to apply a font that promotes a welcoming environment for all students. ‘Classic Fonts’ are perceived as readable and safe for web and student organization use.²

Classic Font Examples:

STUDENT CLUB ← Font: Stone Sans II ITC Std (Medium Condensed)
Demonstrates readable and neutral text.

Student Club ← Font: Stone Sans II ITC Std (Book)
Demonstrates readable and neutral text.

Busy Font Examples:

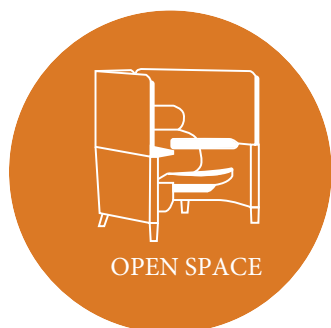
Student Club ← Font: Kunstler Script
Demonstrates soft and rounded text.

STUDENT CLUB ← Font: Stencil
Demonstrates strong and masculine text.



Photography and visual **imagery** can communicate and express a strong message. Imagery can be appealing and inviting, or if conveyed improperly, can be intimidating and displeasing. Images should incorporate and promote people of all backgrounds to encourage an inclusive environment and/or organization.³

1. Velarde, Orana. “What Is Gender-Neutral Design?” Visme, n.d. Web. 13 January 2020. <<https://visme.co/blog/feminine-design-masculine-design/>>.
 2. Velarde, Orana. “What Is Gender-Neutral Design?” Visme, n.d. Web. 13 January 2020. <<https://visme.co/blog/feminine-design-masculine-design/>>.
 3. Velarde, Orana. “What Is Gender-Neutral Design?” Visme, n.d. Web. 13 January 2020. <<https://visme.co/blog/feminine-design-masculine-design/>>.



Open Space layouts can promote collaboration and eliminate the sense of hierarchy in student spaces. This may involve incorporating a layout where objects are not overcrowded, but are evenly distributed. An open space configuration would allow for room adaptability for a variety of activities.¹

Design Consideration:

To create a more personalized space without obstructing a spatial layout, privacy panels may be utilized to maintain a semi-private space for individuals.



Adaptable furniture can be utilized for adjustment and can optimize personal comfort. It can also accommodate a variety of different arrangements as well as multi-purpose needs. One should consider how different furniture types are used and for whom. An example would be the height of a chair; someone wearing a skirt may find a shorter chair to be more suitable than a tall chair.²



Safety and accessibility is critical for students. Doors and windows should be easily accessible as well as being visually and physically unobstructed. The furniture layout of a room should be maintained and uncluttered to allow mobility and flexibility throughout the space³

Design Consideration:


An additional design consideration to maintain safety is to consider material finishes. An example would be to avoid mirrored and reflective finishes to maintain the privacy of students.

1. Berens, Michael J. "What Makes A Space Gender Neutral?" Icon. American Society of Interior Designers, October 2015. Web. 13 January 2020. <<http://icon.asid.org/index.php/2015/10/13/what-makes-a-space-gender-neutral/>>.

2. Berens, Michael J. "What Makes A Space Gender Neutral?" Icon. American Society of Interior Designers, October 2015. Web. 13 January 2020. <<http://icon.asid.org/index.php/2015/10/13/what-makes-a-space-gender-neutral/>>.

3. Berens, Michael J. "What Makes A Space Gender Neutral?" Icon. American Society of Interior Designers, October 2015. Web. 13 January 2020. <<http://icon.asid.org/index.php/2015/10/13/what-makes-a-space-gender-neutral/>>.

Dana Hall 022, VCEA Frank Innovation Zone - Metal Fabrication Studio



Minimize clutter and store tools and equipment in a designated area to maintain a clear and organized work space.

Open space and unobstructed path for accessibility and user safety.

Dana Hall 014, VCEA Frank Innovation Zone - Wood Fabrication Studio



Place tools and equipment along the perimeter of the room to promote and maintain an open work space.

Power strips and charging ports placed on work station surfaces to create an unobstructed path for user safety.

Wheel attachment on furniture to promote a flexible and mobile space.

Dana Hall 136, *VCEA Student Collaboration Zone*



Neutral colors to promote a welcoming environment to all students.

Removable writing surfaces to accommodate student needs.

Variety of seating options to adjust student comfort.

Open space between chairs to allow for accessibility and mobility.

Dana Hall 216 A, VCEA Student Innovation Zone



Accent colors promote a bright and welcoming space for students.

Readable and neutral font incorporated in graphic clings to promote an inclusive environment.

Graphic clings to reflect the academic mission of the space.

Unobstructed view through doors to promote natural daylighting, student visibility, and safety.

6S` S: S^ #/ & H573 EfgWwf 5a^STadSf[a` La` W



HSdSf[a` [` UZS[dZMZYf fa SUa_ _ aVSfW
efgWwf e` WWeS` VLa_ Xdfz

I ZWWSffSUZ_ Wf a` Xgd [fgdWfa bca_ afVS
XJM[V` V_ aT[VfgVki ad] ebSUW

AbW ebSUWb`S` Xcd_ aT[VfkS` VVekSUW
fZdagYZagf fZWbSUW

EE/ME B0019, *Student Collaboration Space*

Natural daylighting promotes bright work spaces for students.

Fabric bulletin board for students to post academic related events.

Variation in table sizes accommodate for different sized student work groups.

Neutral colors promote a warm and welcoming work/study environment.